

















Prices are based on FSC® certified Redwood with a natural finish

For FSC® certified iroko hardwood - Prices on application

Prices are based on a quantity of 1 - 5

Discount available for larger quantities

For more information, contact our sales office on 01509 815335 or @sdl@street-design.com

	<p><b>3VPSW 01</b> Square Swithland planter Length: 1200mm Width: 1200mm Height: 800mm</p> <p>£ 1244 All other sizes available</p>
	<p><b>3VPSW 02</b> Rectangular Swithland planter Length: 2000mm Width: 1000mm Height: 800mm</p> <p>£ 1555 All other sizes available</p>
	<p><b>3VPSW 03</b> Circular Swithland planter Diameter: 1200mm Height: 800mm</p> <p>£ 1195 All other sizes available</p>
	<p><b>3VPSW 04</b> Semi circular Swithland planter Length: 2000mm Width: 1000mm Height: 800mm</p> <p>£ 1730 All other sizes available</p>
	<p><b>3VPSW 05</b> Elliptical Swithland planter Length: 2000mm Width: 1000mm Height: 800mm</p> <p>£ 1401 All other sizes available</p>
	<p><b>3VPSW 06</b> Elliptical Swithland planter with optional hidden fixings Length: 2000mm Width: 1000mm Height: 800mm</p> <p>£ 1504 All other sizes available</p>
	<p><b>3VPSW 07</b> Curved Swithland planter Length: 3000mm Width: 1000mm Height: 800mm</p> <p>£ 2395 All other sizes available</p>
	<p><b>3VPSW 08</b> U shaped Swithland planter with benches Length: 7000mm Width: 2500mm Height: 800mm (bench height 450mm)</p> <p>Price on application All other sizes available</p>
	<p><b>3VPSW 09</b> Circular Swithland planter with bench Length: 3600mm Width : 2400mm Height: 450mm (plus 45mm bench slats)</p> <p>£ 3447 All other sizes available</p>
	<p><b>3VPSW 10</b> Large circular Swithland planter with bench Planter diameter: 4696mm Bench diameter: 5596mm Height: 800mm (bench height 450mm)</p> <p>Price on application All other sizes available</p>
	<p><b>3VPSW 11</b> Large circular Swithland planter with bench Planter diameter: 3100mm Bench diameter: 4000mm Height: 450mm (bench height 450mm)</p> <p>Price on application All other sizes available</p>
	<p><b>3VPSW 12</b> Large elliptical Swithland planter with bench Length: 6000mm (6900mm bench) Width: 2540mm (3440mm bench) Height: 800mm (bench height 450mm)</p> <p>Price on application All other sizes available</p>
	<p><b>3VPSW 13</b> Large elliptical Swithland planter with bench top Length: 5050mm Width: 2500mm Height: 450mm (plus 45mm bench slats)</p> <p>£ 6111 All other sizes available</p>
	<p><b>3VPSW 14</b> Large Teardrop Swithland planter with bench top Length: 4708mm Width: 2800mm Height: 450mm (plus 45mm bench slats)</p> <p>Price on application All other sizes available</p>
	<p><b>3VPSW 15</b> Large crescent planter with Spalding bench Length: 5840mm Width: 4990mm Height: 550 - 700mm (planter) 450mm (bench)</p> <p>Price on application All other sizes available</p>
	<p><b>3VPSW 16</b> Long Swithland planter Length: 10000mm Width: 1000mm Height: 800mm</p> <p>£ 5810 All other sizes available</p>

**Notes:**

Prices exclude:- Delivery, off loading and VAT, which will be added at the prevailing rate.

Prices include:- Supplied fully assembled and lined or in completed sections for bolting together on site.

All planters are supplied with a 15 year guarantee.

FSC® certified treated softwood:- Joinery quality European Redwood, treated for a minimum 30 years in-ground contact.

FSC® certified iroko hardwood:- iroko hardwood from sustainable sources. Life expectancy in excess of 40 years.

Standard finish:- Timber will be supplied in a natural finish.

Optional finish at extra cost:- Timber can be supplied with 3 coats of Ronseal quick drying, water based stain.

Stain colour:- The standard stain colour will be teak.

Optional colours:- Other colours are available upon request.

Accessories:- (see Planter Accessories Price List). Planters can be supplied with a wide range of accessories including:- Watering systems, tree anchors, raised bases, adjustable feet, integral bench seating, trellis, pergolas, inner raised tower planters and commemorative plaques.

Sizes:- (all other plan sizes available to order).

Planters up to 2.8x2.8m plan size will be delivered fully assembled ready for planting. Larger planters will be manufactured in sections and delivered for assembly on site.

Shapes:- Other shapes can be manufactured and supplied including any straight and curved sided shape to suit your scheme.

Movable planters:- For advise and technical information on movable planters, please contact our Sales Office on 01509 815335.