

SUFFOLK planter

CARE & MAINTENANCE

Street Design Limited

Unit 47
Hayhill Industrial Estate
Barrow upon Soar
Leicestershire LE12 8LD

Contact us:

Telephone: 01509 815335
Fax: 01509 815332
Email: sdl@street-design.com
Web site: www.street-design.com



General

All Suffolk planter products are manufactured using quality materials, treatments and finishes. The timber slats are manufactured from either FSC treated redwood or FSC iroko hardwood. The mild steel will be hot dip galvanised after fabrication. The stainless steel will be supplied with a dull polished (brushed) finish. All products require a varied amount of maintenance, depending on the environment, usage and weather conditions. Natural timber, galvanised steel and stainless steel will only require cleaning. In time, stained timber will require re-coating.

Maintaining the standard FSC treated redwood finish

Natural finish treated redwood can be washed down with a mild detergent. More stubborn surface marks can be removed with a light, hand sand with a 120 grit, or higher grade sandpaper. Excessive sanding should be avoided.



Maintaining the optional FSC treated redwood finish

Stained, treated redwood will need to be re-coated after a period of time. The stain can either start to fade, become dull (oxidised) or incur some surface break up. Lightly sand down the timber using a 120 grit, or higher grade sandpaper. We recommend that the timber is re-stained with the original stain colour and manufacturer. Details can be obtained from Street design Limited. Apply the stain evenly, with brush strokes running parallel with the woodgrain, in thin layers, building up the finish as recommended by the stain manufacturer.




Maintaining the standard FSC iroko hardwood finish

Natural finish iroko hardwood can be washed down with a mild detergent. More stubborn surface marks can be removed with a light, hand sand with a 120 grit, or higher grade sandpaper. Excessive sanding should be avoided.




Maintaining the optional FSC iroko hardwood finish

Stained, iroko hardwood will need to be re-coated after a period of time. The stain can either start to fade, become dull (oxidised) or incur some surface break up. Lightly sand down the timber using a 120 grit, or higher grade sandpaper. We recommend that the timber is re-stained with the original stain colour and manufacturer. Details can be obtained from Street design Limited. Apply the stain evenly, with brush strokes running parallel with the woodgrain, in thin layers, building up the finish as recommended by the stain manufacturer.




Maintaining the standard mild steel finish

Hot dip galvanised mild steel is a very durable and hard wearing finish. Dirt can be washed off with warm water and a mild detergent. Always use clean water and cleaning cloths to avoid surface contamination. After cleaning, any severe marks can be over painted with a cold galvanised, (zinc rich) aerosol spray.



Maintaining the optional mild steel finish

Polyester powder coated finishes should be washed down with clean warm water and a mild detergent. Minor touching up can be done with an aerosol to match the original powder coated colour. Details can be obtained from Street Design Limited. More severe damage can be repaired by sanding down, by manual or mechanical means, beyond the damaged area, sufficiently far as to ensure that any step in the powder coated finish is removed. This will ensure that after re-finishing the repair will be difficult to detect.



Maintaining the standard stainless steel finish

Dull polished (brushed) stainless steel should be washed down with clean, warm water with a mild detergent. More severe marks can be removed by using a fine abrasive, such as a Scotchbrite or stainless steel scouring pad. As dull polishing is a process of applying fine linear scratches evenly over the surface, it is extremely important that rubbing down with a abrasive pad is done carefully in a straight line parallel to the existing grained finish. Rust marks or stains are usually caused by environmental contamination from dissimilar materials laid against, or near to, the stainless steel. These stains can be removed as described above.

